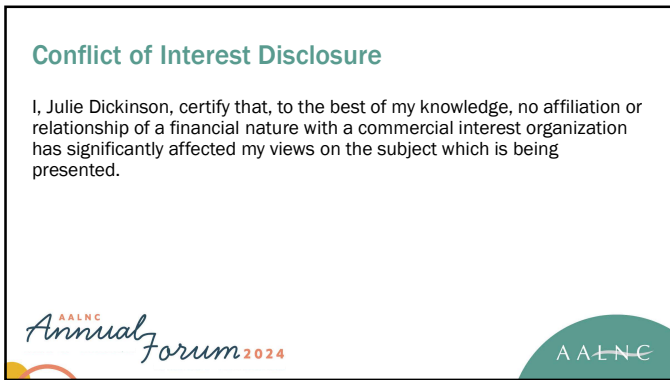
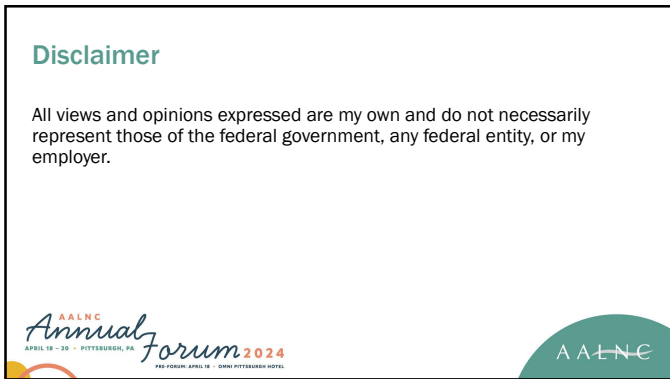




1



2



3

Learner Outcomes/Objectives

- Discuss the role of the LNC during pre-trial activities and preparation.
- Analyze the role of the LNC during trial (jury selection and evidence).
- Examine the post-trial role of the LNC.



4

Before Trial

During Trial

After Trial



5

Before Trial

“Thorough preparation is the key to a successful outcome, and the primary role of the LNC is to assist in organizing, preparing, and presenting the case in a logical fashion.”


Rebov, D. L. (2020). Trial preparation and the trial process. In J. Dickinson & A. Meyer (Eds.), *Legal Nurse Consulting: Principles and Practices* (919-946). New York, NY: Routledge.



6

Before Trial

Prepare chronology and medical binder(s) with updated medical records.



7



Before Trial

Understand the trial strategy as well as the opposing party's theories.

8

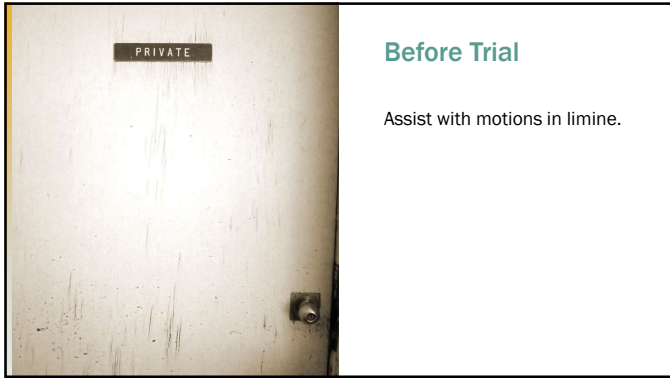
Before Trial

Be familiar with all expert disclosures and testimony.

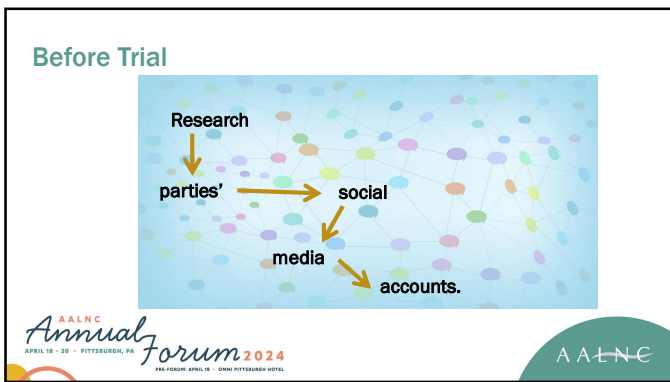
Be familiar with parties' deposition testimony.




9



10






11



12

Before Trial



- Prepare attorney's trial notebook.
 - Pleadings
 - Pretrial motions
 - Notes
 - Jury selection
 - Points on appeal
 - Witnesses/exhibits
 - Plaintiff's experts
 - Co-defendant's experts
 - Defendant's experts
 - Jury instructions
 - Jury interrogatories
 - Research

13

Before Trial

- Understand the applicable rules of evidence.
 - Medical records
 - Expert qualification

14

Before Trial

- Consider and recommend trial exhibits.





15

Before Trial

- Prepare exhibits, exhibit list, and exhibit notebooks.
 - Plaintiff and defense
 - Paper and electronic

LIST OF EXHIBITS		STATE OF
5/13/20 Rev. 4/13		SUPER
Type of Proceeding		Demo
Client	Geographic Area Number	Judicial District of
Name of Case		
Name of Judge		
	Plaintiff's Exhibits	Defense Exhibits
1.		LinkedIn page dated 9-21-15
2.		State of CT RES license dated 9-2-15
3.		CV
4.		Living Social Ad
5.		Cementum diagram
6.		



16

Before Trial



Review the opposing party's proposed trial exhibits.

17

Before Trial

- Prepare list of medical specials.
- Compare yours to that of the opposing party.



18

Before Trial

Assist as needed with:

- Focus Groups and/or Mock Trial
- Voir dire questions
- Direct and cross examination questions
- Witness preparation

AALNC Annual Forum 2024
 APRIL 18 - 20 • PITTSBURGH, PA
 PRE-FOURUM APRIL 18 • GRAND PITTSBURGH HOTEL

AALNC

19

Before Trial

- ✓ Coordinate with experts.
- ✓ Discuss attorney's preferences and expectations.
- ✓ Anticipate attorney's needs.

AALNC Annual Forum 2024
 APRIL 18 - 20 • PITTSBURGH, PA
 PRE-FOURUM APRIL 18 • GRAND PITTSBURGH HOTEL

AALNC

20

Before Trial

- Check and prepare AV equipment.
- Obtain any necessary court order.

REQUEST TO BRING ITEMS INTO THE COURTHOUSE
 JD-CL-90 Rev. 4-13
 P.B. Sec. 1-10

AALNC Annual Forum 2024
 APRIL 18 - 20 • PITTSBURGH, PA
 PRE-FOURUM APRIL 18 • GRAND PITTSBURGH HOTEL

AALNC

21

Before Trial

- Prepare trial box.

AV equipment order signed by court
Projector, screen, & laptop
Extension cord
Laser pointer & AAA batteries
Flash drive with exhibits & transcripts
3-hole punch
Stapler & staples & staple remover
Paper clips
Binder clips (sm, med, lg)
Highlighters & black marker
Pens (red, blue, and black)
White out
Post-it notes
Rubber bands
Legal pads
Coins/loose change/dollar bills
Rubber finger grip
"Exhibit" tabs (numbers & letters)
Antacids, ibuprofen, etc.
Protein bars
Plastic cups
Business cards

AALNC Annual Forum 2024
APRIL 18 - 20 • PITTSBURGH, PA
PRE-FOHUM APRIL 18 • OHM PITTSBURGH HOTEL

22

Before Trial **During Trial** **After Trial**

AALNC Annual Forum 2024
APRIL 18 - 20 • PITTSBURGH, PA
PRE-FOHUM APRIL 18 • OHM PITTSBURGH HOTEL

23



During Trial

Assist with voir dire as needed.

24

During Trial

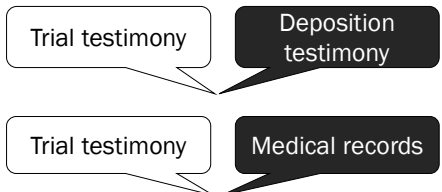
Be familiar with the medical records and exhibits.

25

During Trial


Identify testimonial discrepancies.



26

During Trial

Educate your attorney.




27

During Trial

Evaluate witnesses (on both sides).

Observe the jury.

Participate in ongoing overall trial analysis.



28

During Trial

Maintain exhibits and exhibit list.



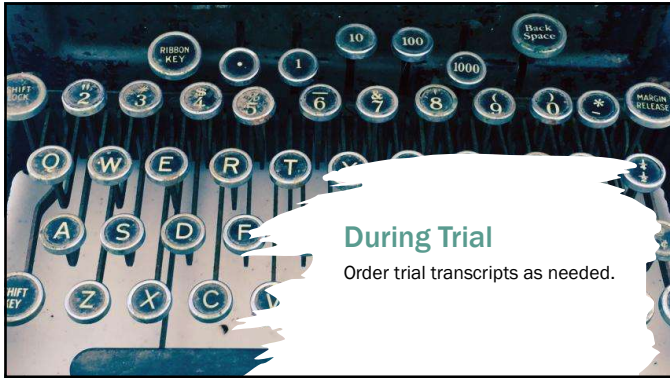
29

During Trial

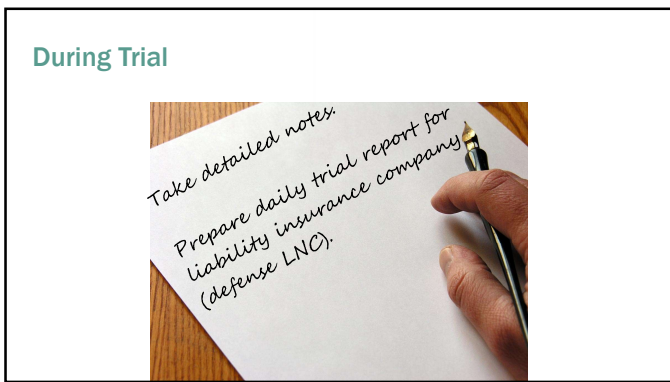
Manage audiovisual equipment.



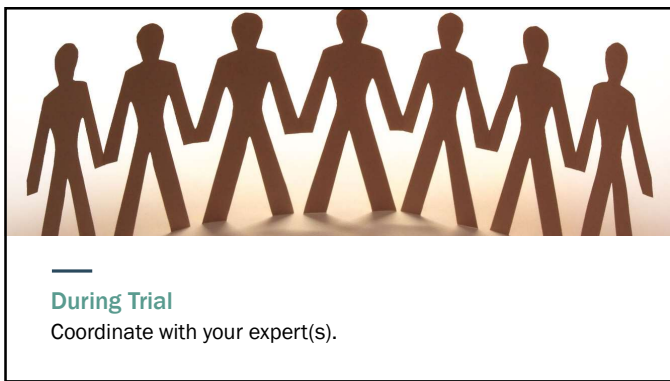
30



31





32




33

During Trial

- Keep list of key testimony.
- Consider how this information can be presented at closing.
- Draft slide presentation for closing.

34



During Trial

Offer moral support.

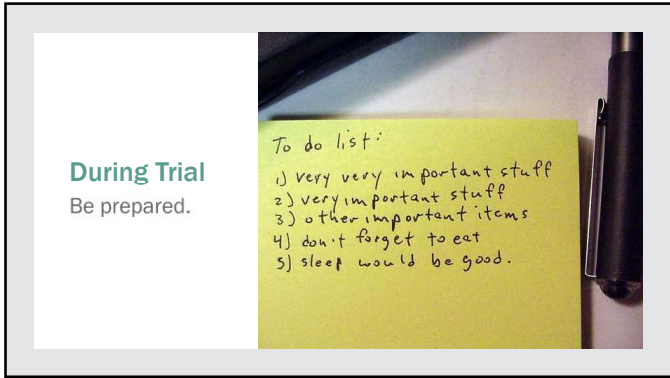
35

During Trial


- Be a jack-of-all-trades.
- Anticipate your attorney-client's needs.
- Be flexible and ready to pinch-hit.



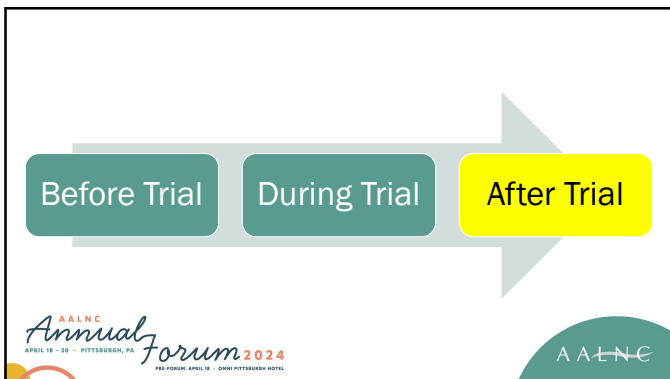

36



37



38




39



After Trial
Assist with jury interviews.

40



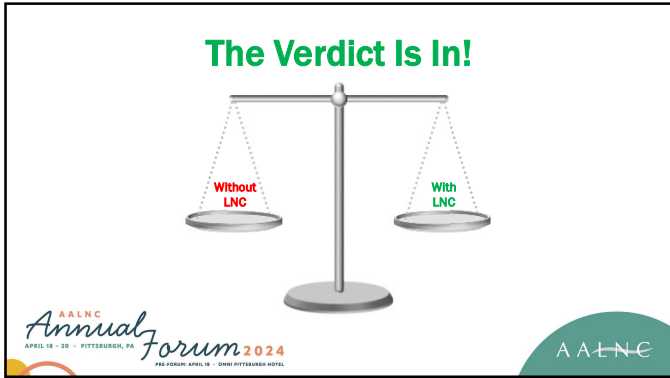
After Trial
Assist as needed with any post-trial motions, appeals, etc.

41

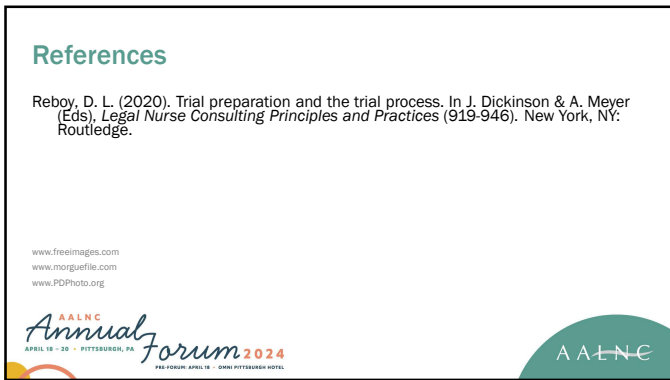


After Trial
Participate in post-trial evaluation.

42



43



44



45
